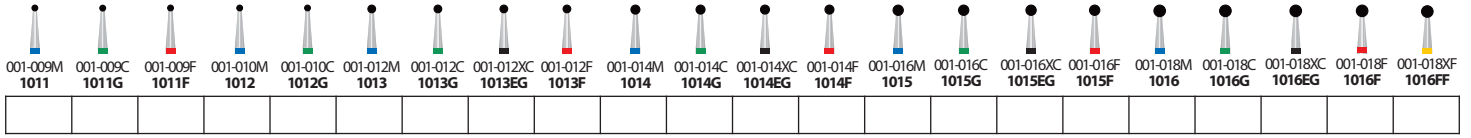
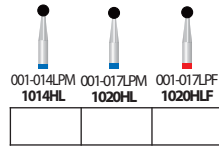
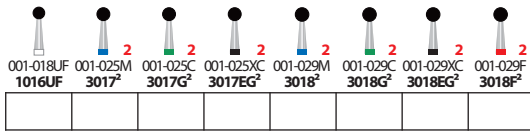


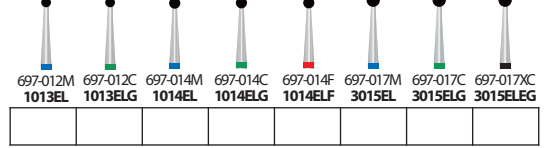
## 001-Esférica



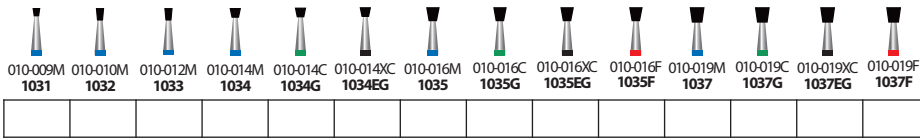
## 001-Esférica Haste Longa



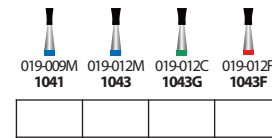
## 697-Esférica Longa



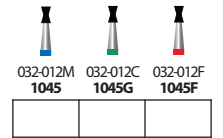
## 010-Cônica Invertida



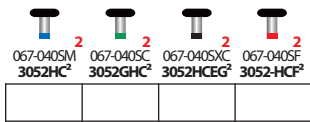
## 019-Cônica Invertida (com colarinho)



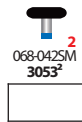
## 032-Diabolô Carretel



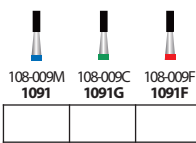
## 067-Roda



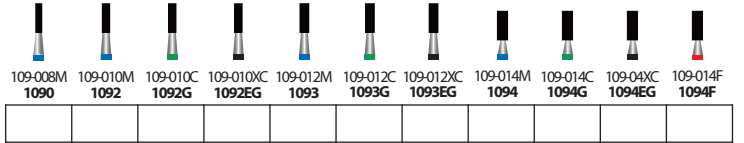
## 068-Roda



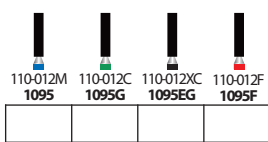
## 108-Cilíndrica Ponta Plana



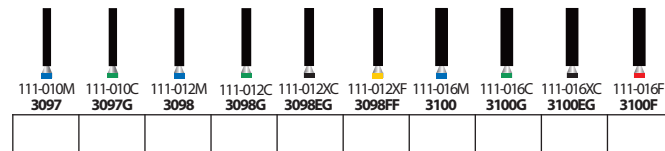
## 109-Cilíndrica Ponta Plana



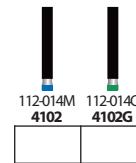
## 110-Cilíndrica Ponta Plana



## 111-Cilíndrica Ponta Plana



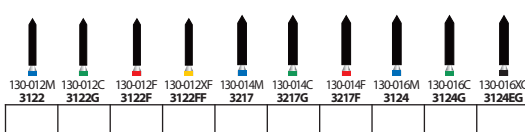
## 112-Cilíndrica Ponta Plana



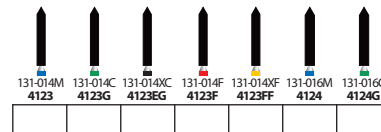
## 129-Cilíndrica com Bisel



## 130-Cilíndrica com Bisel



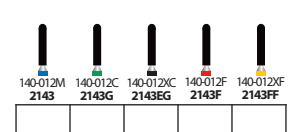
## 131-Cilíndrica com Bisel



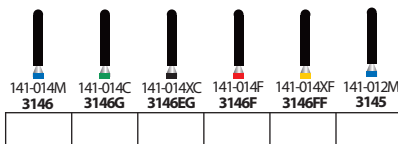
## 139-Cilíndrica Ponta Arredondada



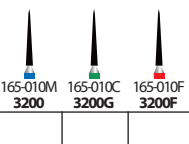
## 140-Cilíndrica Ponta Arredondada



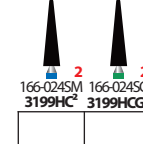
## 141-Cilíndrica Ponta Arredondada




## 165-Cônica Pontaguda



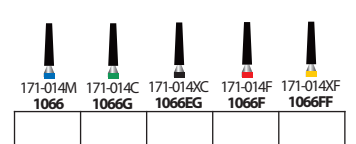
## 166-Cônica Pontaguda



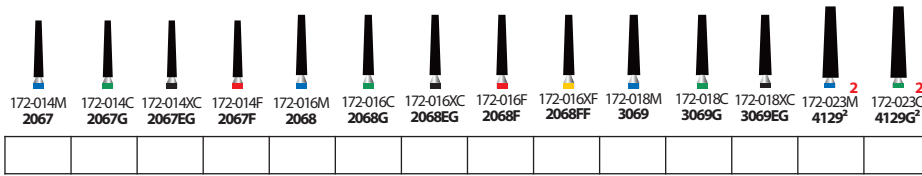
## 169-Cônica Ponta Plana



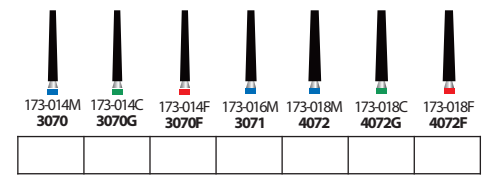
## 171-Cônica Ponta Plana



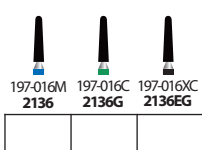
## 172-Cônica Ponta Plana



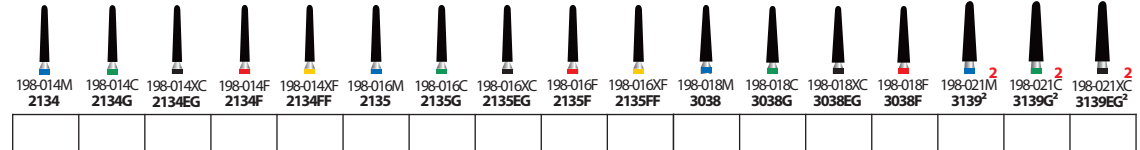
## 173-Cônica Ponta Plana



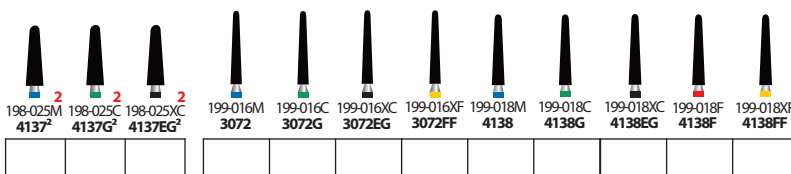
## 197-Cônica Arredondada



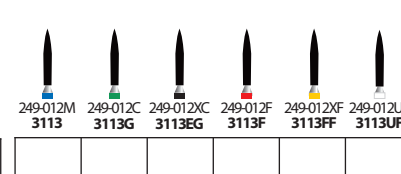
## 198-Cônica Arredondada



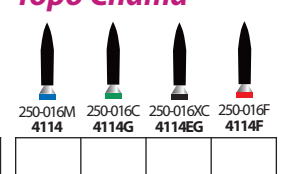
## 199-Cônica Arredondada



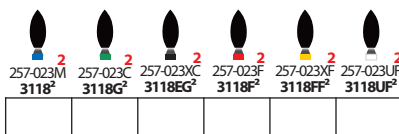
## 249-Cônica Topo Chama



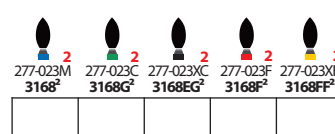
## 250-Cônica Topo Chama



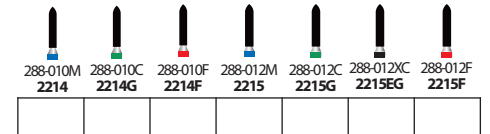
## 257-Chama



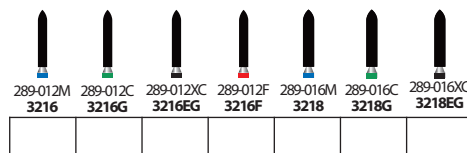
## 277-Chama



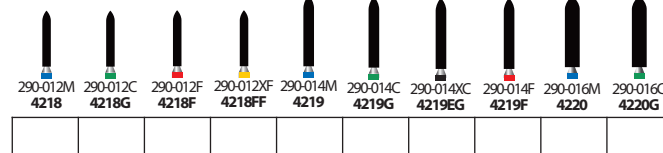
## 288-Torpedo




## 289-Torpedo



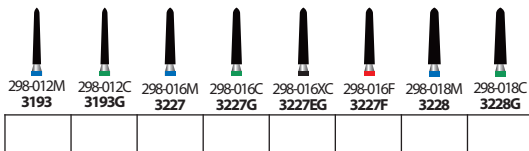
## 290-Torpedo



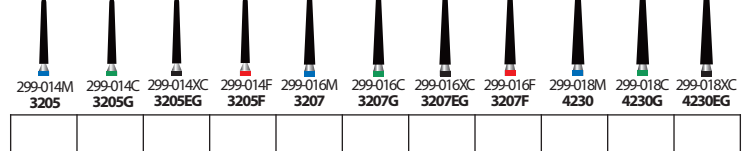
## 297-Cônica com Bisel



## 298-Cônica com Bisel



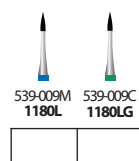
## 299-Cônica com Bisel



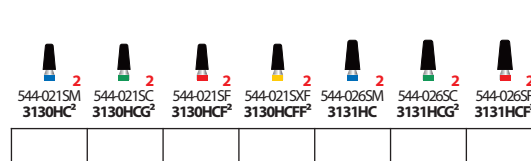
## 536-Chama Agulha



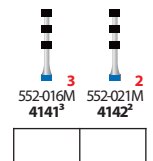
## 539-Chama Agulha



## 544-Cônica Borda Arredondada



## 552-Roda/Marcador de Profundidade



2 Após numeração = 2ª série  
 3 Após numeração = 3ª série

### Legenda:

M=MÉDIA  
 G=GROSSA  
 EG=EXTRA GROSSA

F=FINA  
 FF=EXTRA FINA  
 UF=ULTRA FINA

HC=HASTE CURTA  
 EL=HASTE EXTRA LONGA  
 L=PARTE ATIVA LONGADA